



HIGH VOLTAGE, INC.
AERIAL LIFT TEST SETS
ALT SERIES PRODUCT CATALOG

ALT SERIES CONTENTS

Aerial Lift Testing Equipment	2
Applications	2
Aerial Lift Testing Capabilities	3
Other Testing Applications	4
How to Size an AC Hipot/Dielectric Test Set	4
Controls and Configurations	5
ALT Series Specifications	7
Optional Upgrades	9
AC Output Config. Toroidal Output & DC Output Config. Cable Output . .	10

AERIAL LIFT TESTING EQUIPMENT

Applications

Aerial Lift Testing

High Voltage Inc, is the leading supplier of high voltage test equipment designed to test all insulating components of aerial lifts and trucks. Whether testing with AC or DC voltage, HVI offers the best instruments available for testing booms, liners and insulating fluids.



The test voltages used are dependent on the class of the truck: A, B, or C and are detailed in various testing standards. The most common hipots used are rated 0 - 100 kVdc @ 10 mA for DC testing and 0 - 130kVac for AC testing. A DC hipot with a 5 or 10 mAdc output current rating is adequate for the test. If AC testing, the capacitance of the load, or actual past test data, must be known. AC boom testing usually requires 2 kVA - 3 kVA of power. When testing liners or buckets, the capacitance is higher, requiring an AC test set rated for 8 – 10 kVA of output power. A hipot rated to 50 kVac @ 10 kVA is needed to test liners for factory certification and/or 35 kVac for maintenance testing. Some standards require the hydraulic fluid, or oil to be tested.

Aerial Lift Testing Capabilities

Our model ALT-130/60 is the most powerful and full-featured AC aerial lift tester on the market. This model can also be used for other AC testing applications like insulators, iso phase bus duct, bushings, hot sticks, rubber products, etc. If DC voltage is to be used, our PTS –100U 100kVDC hipot is available.

Other AC bucket truck testers are either too low in voltage and/or power to perform all the many tests needed. Our unit can do it all. If dielectric testing hydraulic fluid and oil is required, use our DTS Series.

Our Advantages

- Our duty rating of 7 kVA is higher than most others, permitting the testing of most liners (Consult factory for liner testing applications, like the use of our 50kVac@ 10kVA model)
- 7 kVA for 1 hour on / 2 hours off, and 4 kVA continuous
- 0-60kVAC and 0-130kVAC output taps
- Internal voltmeter divider, not an external divider stick used by others
- 250 uA current meter scale and 1 mA scale with multipliers up to 100x
- Internal inductive compensation to cancel out some of the capacitive reactance of the load, reducing the input power
- Secondary capacitive current cancellation circuit (optional)
- Guard/Ground for increased accuracy of leakage readings
- Ruggedized meters
- Glass front meters eliminate static buildup



Other Testing Applications

The ALT series is designed for testing resistive and light to medium capacitive loads and engineered to maintain the ideal size and weight for field portability. These units are well suited for pass/fail, AC over-voltage withstand test on electrical apparatus like vacuum bottles, interrupters, switchgear, circuit breakers, reclosers, hotline tools/safety products, short lengths of bus duct, small motors, small transformers, and many other apparatus needing an AC test voltage.




Vacuum Bottles/Interrupters



Switchgear and Circuit Breakers




Substation Apparatus



Hotline Tools



Iso Phase Buss

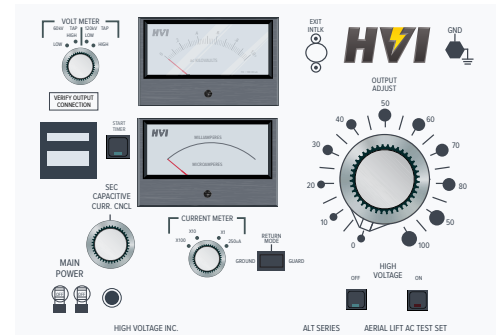


Small Motors/Generators

Controls and Configuration

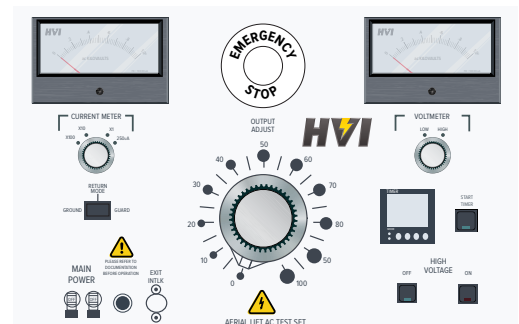
ALT-130/60, ALT-130/60F, ALT-210/50, and ALT-210/50F

- Continuously adjustable output voltage
- Secondary connected 3 range analog voltmeter
- 4 range analog current meter
- Guard/ground circuit for accurate leakage current measurement
- Transit protected, glass faced meters to prevent damage in transit
- Fixed overload set to 120% of variable transformer rated output current
- Built in timer function with buzzer alarm
- Zero start safety interlock
- External interlock provisions



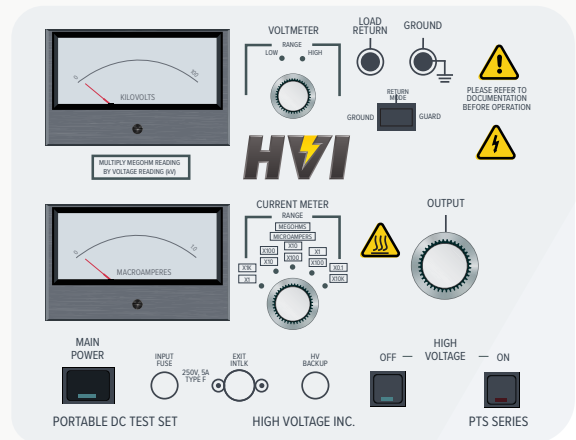
ALT-300F

- Continuously adjustable output voltage
- Secondary connected 2 range analog voltmeter
- 4 range analog current meter
- Guard/ground circuit for accurate leakage current measurement
- Transit protected, glass faced meters to prevent damage in transit
- Fixed overload set to 120% of variable transformer rated output current
- Built in timer function with buzzer alarm
- Zero start safety interlock
- External interlock provisions



PTS-100U

- Continuously adjustable output voltage
- Secondary connected 2 range analog voltmeter
- 5 range analog current/Megohm meter
- Megohm readings at any voltage
- Guard/ground circuit for accurate leakage current measurement
- Transit protected, glass faced meters to prevent damage in transit
- Fixed overload factory set to 11mA_{dc}
- 50 foot test leads and shielded output cable
- Zero start safety interlock
- External interlock provisions



ALT Series Specifications



ALT-130/60



ALT-210/50

	ALT-130/60	ALT-210/50
Input:	120 V, 60 Hz, 30 A (ALT-130/60) 230 V, 50/60 Hz, 15 A (ALT-130/60F)	120 V, 60 Hz, 30 A (ALT-210/50) 230 V, 50/60 Hz, 15 A (ALT-210/50F)
Output:	0-130kV AC / 0-60 kV AC, 3.6 kVA resistive load up to 7.2KVA capacitive load (1.3 nF @ 130kV or 5.3nF @ 60kV, 60 Hz) Output current is reduced at lower voltages	0-210kV AC / 0-50 kV AC, 3 kVA resistive load up to 7 KVA capacitive load Output current is reduced at lower voltages
Duty:	7.2 kVA: 1 hour ON, 2 hour OFF 4 kVA: continuous	7 kVA: 1 hour ON, 2 hour OFF 4 kVA: continuous
Voltmeter:	3.5", scaled 0-30/60kV & 0-60/130kV AC, ±2% F.S.	3.5", scaled 0-20/50, 0-80/210 kV AC (RMS)
Current Meter:	3.5", scaled 0-250uA and 0-1.0mA ±2% F.S. with range multipliers of x1, x10, x100	3.5", scaled 0-250uA and 0-1.0mA +- 2%F.S. with range multipliers of X1, X10, X100
Distortion:	Less than 5%	Less than 5%
Size & Weight:	Case: 21 x 11.5 x 15.5 in., 46 lb. 533 x 292 x 394 mm, 27 kg HV Tank: 15.5 x 15.5 x 27.5 in., 160 lb. 394 x 394 x 698.5 mm, 72.5 kg	Case: 21 x 11.5 x 15.5 in., 59 lb. 533 x 292 x 394 mm, 27 kg HV Tank: 15.5 x 15.5 x 37.5 in., 240 lb. 394 x 394 x 953 mm, 109 kg
Output Termination:	Top Toroid (0-130kV) 1 inch ball side tap (0-60kV)	Top toroid (0-210 kV) 1 inch ball side tap (0-50 kV)
Scope of Supply:	(2) 20ft black ground leads, 20ft shielded return cable, external interlock plug, operations manual, calibration certificate	(2) 20ft black ground leads , 20ft shielded return cable, external interlock plug, operations manual, calibration certificate

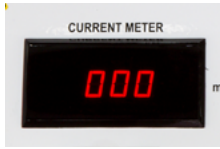


ALT-300F

PTS-100U

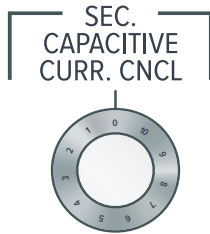
Input:	230 V, 50/60 Hz, 30 A	120 V, 60Hz, 15 A (PTS-100U) 230 V, 50/60 Hz, 8 A (PTS-100UF)
Output:	300kV AC, 7kVA resistive load 7kVA capacitive load Output current is reduced at lower voltages	0 – 100 kV DC @ 10 mA, negative polarity, positive ground Full Wave Bridge Rectification
Duty:	7kVA: 1 hour ON, 2 hour OFF 5 kVA: continuous	Continuous, capacitive charging
Voltmeter:	3.5", scaled 120/300kV kV AC, ±2% F.S.	3.5", Scaled 0 - 50/100 kV DC, ±2% F.S
Current Meter:	3.5", scaled 0-250uA and 0-1.0mA ±2% F.S. with range multipliers of x1, x10, x100 up to 100 mA	3.5", scaled 0 – 1.0 uA DC, ±2% F.S. with multipliers of x 1, x 10, x 100, x 1 k, x 10k Guard/ground load return
Distortion (ALT): Megohmmeter (PTS):	Less than 5%	N/A capacitive load
Size & Weight:	Case: 21 x 15.5 x 15.5 in., 80 lb. 534 x 394 x 387 mm, 36 kg HV Tank: 28 x 28 x 69 in., 1050 lb. 712 x 712 x 1753 mm, 476 kg	Case: 14 x 11 x 14 in., 30 lb. 356 x 279 x 356 mm, 14 kg HV Tank: 9.5 x 11.75 x 15.5 in., 68 lb. 241 x 298 x 368 mm, 31 kg
Output Termination:	Top Toroid (0-300kV)	50ft. (15m) shielded EPR output cable with alligator clamp EPR cable stays flexible in cold weather
Scope of Supply:	(2) 20 ft black ground leads, 50ft shielded return lead return cable, external interlock plug, operations manual, calibration certificate	50ft EPR shielded output cable, 50ft red test lead, x2 50ft black test leads, 14in safety ground stick, external interlock plug, operations manual, calibration certificate

Optional Upgrades



Digital Metering

Add 3.5-digit digital meters to models with analog meters as standard equipment. Deletes any voltage or current meter range switches.



Secondary Capacitive Current Cancelation Circuit

The SECONDARY CURRENT compensation potentiometer is used to cancel capacitive load currents leaving the resistive component of the signal. To do this, the line signal is sampled and a phase shifted signal is inverted and summed with the load current signal into an OP AMP input. The resulting output, when adjusted to minimum, represents the resistive current in the load. When in the OFF position the capacitive cancel has no effect on the load signal.



Hand and Foot Safety Interlock Switches

Dead man style safety switches that connect to the external interlock panel socket. The switch must be depressed before "HV On" and remain depressed during the duration of the testing. Releasing the switch has the same effect as hitting "HV Off", turning off the high voltage circuit. Supplied with 12 foot lead.



Grounding Sticks

Safely confirm the device under test has been discharge and is at ground potential before handling after testing.



Handcart

Included handcart for increased portability of ALT-130/60 and ALT-130/60F.
Not available for ALT-210/50F, and ALT-300F.

AC Output Configuration Toroidal Output and DC Output Configuration Cable Output



Cable Output

50 foot shielded output cable standard on PTS-100U.



Toroidal Output

Toroidal dish and/or ball termination on top of a fiberglass cylinder, standard on the ALT-130/60, ALT-130/60F, ALT-210/50, ALT-210/50F, and ALT-300F.

HVI does not supply an output cable on AC test sets 65kVac and above. This includes models that use a metal sphere, spinning, toroid, or bushing as the high voltage output termination. A shielded cable rated for the test voltage is not practical due to the size, weight, and/or high capacitance value. Use of a bare wire, test lead, or tubing is recommended instead. This output connection must be isolated from ground for the test voltage applied. The height of the high voltage section or output bushing are a good reference for the clearance needed. Refer to the manual for your exact equipment for more information. It is up to the user to ensure a safe and effective test setup.



 hvinc.com
 31 County Rt. 7A • Copake, NY 12516
 phone: 518.329.3275
 fax: 518.329.3271
 email: sales@hvinc.com

© COPYRIGHT 2022 - HIGH VOLTAGE, INC. – Manufacturers of high voltage test equipment. Products include portable VLF AC .1Hz to .01Hz. Very Low Frequency, sinewave output hipots up to 200 kV; Tan delta and PD diagnostic measurement bridges for cable diagnostics, portable switchgear and bottle testers up to 100 kV AC ; Portable DC Hipots/Megohmmeters to 300 kV DC ; Oil Test sets at 60 kV or 100 kV; Aerial lift and bucket truck testers to 300 kV AC; High Power AC Dielectric test sets up to 300 kV AC @ 40 KVA; OHM Check concentric neutral tester; Controlled energy cable fault locators, Radar and Tracing devices; 150 kV and 300 kV HV voltage dividers.