



**HIGH VOLTAGE, INC.**  
**AC DIELECTRIC TEST SETS**  
HPA SERIES PRODUCT CATALOG

# HPA SERIES CONTENTS

- AC Dielectric Test Sets ..... 2
- Controls and Configurations ..... 4
- High Voltage Section Configurations ..... 9
- AC Dielectric Models and Specs ..... 10
- Specialty Applications ..... 12
- Optional Accessories ..... 13

# DURABLE AC DIELECTRIC TEST SETS FOR PRODUCTION, WITHSTAND, PARTIAL DISCHARGE, AND OTHER DIAGNOSTIC TESTING

HVI offers a full line of AC Dielectric Test Sets up to 300 kV in voltage and 40 kVA in power designed for over voltage withstand testing for sample or production testing applications. These higher power AC dielectric test sets are commonly used for testing capacitors, insulators, switchgear, buss duct, hot-line tools, aerial lifts, bucket liners, transformers and other loads that draw more current than a conventional AC hipot can output. Specialty models also available designed specifically for motor winding, ASTM D149 testing, or as a power supply for performing Tan Delta, Power Factor, Partial Discharge, or other type of diagnostic testing. The HPA series are designed and built in the USA. Depending on voltage and power they will have a steel tank or fiberglass HV section. Several full featured controller designs allow the user to choose the level of automation needed for their application. The high voltage sections are also available for integration into larger custom OEM systems, such as dielectric testing of rubber gloves, aerial lift liners, hot sticks, and other OEM applications. If lower power models are sufficient for your application, then consider our standard, portable PFT Series of 1 kVA and 3 kVA AC Hipots, available from 10 kV – 100 kV or ALT Series of 7kVA AC Hipots.

## How to Select an AC Dielectric Test Set?

### Don't Undersize The Set

AC high voltage testing requires higher power and current ratings when compared to DC testing the same test object. There are several parameters that must be considered when selecting an AC hipot or dielectric test set, the most important one being the capacitance of the load. This capacitance dictates the amount of output power, or the relationship of the amount of current drawn by the device under test to the specified test voltage required from the test set. Following are several considerations when specifying a test set:

### Voltage Output

Select a test set with 20 – 25% more voltage than your requirement for enough voltage headroom to compensate for any possible future changes in testing standards or the testing application. The output current of the test set is based on the kVA, or Power rating at full voltage. Any increase in the output voltage rating for the same kVA rated test set will proportionately decrease the current rating.



HPA-10020CF3

## Power/Current Rating

The HPA series are listed by their kVA, or power rating. Power rating, or kVA is calculated by multiplying the maximum output voltage by the maximum output current. When AC testing, most loads appear capacitive. To apply high voltage AC at power frequency, 50 or 60 Hz to a capacitive load requires higher power and current ratings from the test set than most portable AC hipots can typically supply. The capacitance of the load must be known in order to calculate the required current at the desired test voltage. Select a test set, with at least 20 - 25% extra power than believed needed. To determine the current needed from the test set, the following formula should be used:



HPA-1005C5D149

$$A = 2\pi fCV$$

**A = Test current required in Amps (A)**

**f = Test frequency in Hertz (Hz)**

**C = Load capacitance in Farads (F)**

**V = Test voltage in volts (V)**

Another way to determine the current needed at the required test voltage is to apply a lower voltage to the load and measure the current. The current draw of the device under test at the actual higher test voltage should be a linear increase. For example, if your test load draws 10 mA @ 5 kV it will draw approximately 100 mA @ 50 kV. An AC test set is a constant current device, the maximum output current is the same at any output voltage.

## Duty Cycle

Most AC dielectric strength testing is short duration testing performed for 60 seconds at a time, however, production testing may require consecutive tests over many hours. Most HPA AC test sets are rated for 50% duty. The full power rating can be delivered for one hour on followed by one hour off. Most HPA AC test sets are rated for continuous duty at approximately 80% of the full power rating.

## Partial Discharge Requirements

Many of the HPA Series AC test sets are rated for <10pc of partial discharge at full output voltage. Models with an oil filled steel tank and using an output bushing are rated to <10pc, while models with fiberglass HV sections and/or a cable output are not PD rated. <5pc of partial discharge is available upon request.



HPA-1010FC3

## Summary

When performing an AC Withstand, Power Factor, Tan Delta, or Partial Discharge testing on MV/HV apparatus, aerial lifts, motors, generators, or cable, the AC charging current can be high depending on the capacitance of the device under test. The test voltage is determined by the applicable test standard. The expected or real current draw of the test load at your test voltage and/or capacitance of the device under test must be known to size the set.


## Customizable Controls and Configurations

### Five Control Packages; Variations Available on Custom Basis

Various control packages are available, from simple manual controls to fully programmable logic control (PLC) options.

#### C1 Controls: Simplified Controls w/manual output voltage control – up to 5 kVA

- Voltage meter: two range
- Current meter: three range
- Main Power breaker/indicating light
- HV On/Off
- Output Adjust control knob
- Variable Overload w/reset, 10-110% of rated output current
- External interlock provisions



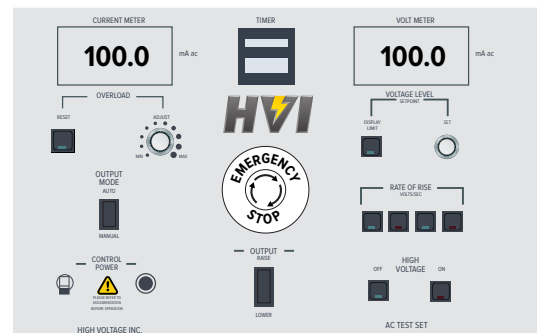
#### C2 Controls: Simplified Controls w/motorized output voltage control – up to 10 kVA

- Voltage meter: two range
- Current meter: three range
- Control Power breaker/indicating light
- HV On/Off
- Voltage Raise/Lower control
- Fixed voltage rate-of-rise
- Variable Overload w/reset, 10-110% of rated output current
- Emergency Off button
- External interlock provisions



### C3 Controls: Automatic Controls with 3.5 Digit Digital Metering – any kVA

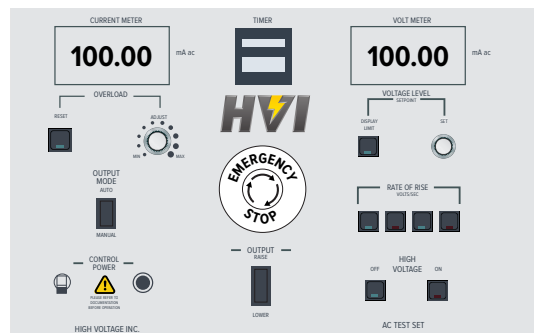
- Voltage meter: digital 3.5 digits
- Current meter: digital 3.5 digits
- Control Power breaker
- HV On/Off
- Output Mode: Manual/Auto
- Output Voltage: Raise/Lower control Four fixed volts/second rates-of-rise 10 – 100 seconds, consult factory
- Test Dwell timer
- Variable Overload w/reset, 10-110% of rated output current
- Emergency Off button
- External interlock provisions



### C4 Controls: Automatic Controls with 4.5 Digit Digital Metering – any kVA

This is the same functionality as the C3 control package with 4.5 digit meters. The 4.5 digit meters instead of 3.5 digits offer a higher resolution in reading the voltage and current displayed.

- Voltage meter: digital 4.5 digits
- Current meter: digital 4.5 digits
- Control Power breaker
- HV On/Off
- Output Mode: Manual/Auto
- Output Voltage: Raise/Lower control Four fixed volts/second rates-of-rise 10 – 100 seconds, consult factory
- Test Dwell timer
- Variable Overload w/reset, 10-110% of rated output current
- Emergency Off button
- External interlock provisions



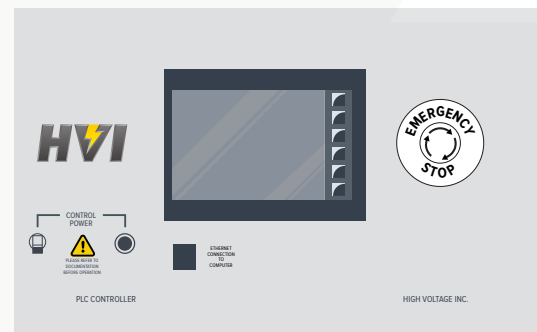
## C5 Controls - PLC programmed and controlled – any kVA

The C5 PLC controller provides an on-board PLC for complete operational and programming control and includes a PC interface to download tests results for report generation. The PLC can fully automate repetitive testing in automatic mode or perform simple hipot tests in manual mode. Test profiles for automatic mode can be preset at the factory or can be entered via the touch screen control. Operation is easily modified using Ladder Logic Programming. The C5 controller allows the user to fully program the operation of the set from the PLC and allows complete downloading of test results for report generation using your reporting software.

- 320 x 240 color touch screen display for programming and operation
- Graphical display of output voltage and current during test
- Output voltage and current final test results displayed
- PC Interface for data download via RS-232
- Save and recall test profiles easily
- External interlock provisions

### User Selectable/Settable Parameters:

- Automatic or Manual Mode
- Voltage set point
- Over Current set point
- Test Dwell Timer
- Voltage Rate of Rise (10-100 Seconds)



## Optional Upgrades

### PLC Interface

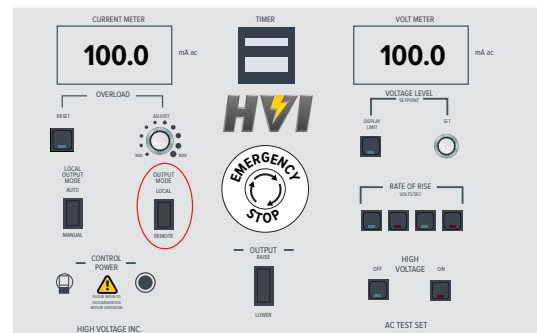
A C3 or C4 controller that also offers input and output control provisions to interface with a remote programmable logic controller (PLC) or some other customer supplied controller. It can be operated in the Local mode using the front panel controls or in the Remote mode via customer supplied external controls. Includes 0-10Vdc Input Control and Output Feedback signals, permitting the remote control over the dielectric test set for most functions with output signals to communicate to an external customer supplied PLC controller. When in the REMOTE mode, all front panel controls are disengaged except for the Emergency Off, Voltmeter and Current meter. Available only on the C3 and C4 control packages.

#### Input Remote Control Signals

- Contact N/O: Close HV ON - Open HV OFF
- Rate of Rise: 0-10V = 10s – 100s to full output
- Contact N/O: RAISE – Close to operate
- Contact N/O: LOWER – Close to operate
- Contact N/C: Overload Reset – Open to operate
- Overload Set Point: 0-10Vdc = 10 - 110% current

#### Output Feedback Signals

- Remote Enabled: N/O
- Main Power ON: N/O
- High Voltage ON: N/O
- Overload FAULT: N/O
- Voltage: 0-10Vdc = 0 - 100% output voltage
- Current: 0-10Vdc = 0 - 100% output current
- Voltage return to 0 (automatic after overload): N/O



### BURN Circuit

An optional BURN reactor provides the ability to enable current limiting of the output for burning a fault within the device under test in order to locate it. The OVERLOAD function is disabled when BURN is ON. Available on all control packages.



### Guard Circuit

Adds Guard circuit to the current metering circuit. Used for measuring accurate leakage current of the device under test by shunting ground current around the current meter.



### Flashing Warning Light

Flashing Red Warning Lamp that illuminates when the high voltage circuit has been energized. Available on all control packages.





### **Safety Light Stack**

Status light option, illuminates green when the high voltage circuit is not energized and illuminates red when the high voltage circuit is energized. Available on all control packages.



### **Safety Key Interlock Switch**

Front panel mounted key operated interlock switch. Available on all control packages.



### **Casters**

2 inch or 6 inch casters mounted under the Control and/or High Voltage Section. Available on all control packages.



### **4 Wheel Push Cart**

Two piece HPA steel tank models can be mounted on a 4 wheel push cart with pneumatic tires for portability in the field or factory. Consult factory for availability.

## High Voltage Section Configurations

Except for the lowest voltage 5 kVA, 10 kVA, and 20 kVA models that contain the HV section within the control cabinet, all models have a separate HV section. There are two HV section designs, a steel tank with a bushing output and a fiberglass cylinder with a toroid/spinning output. A steel tank with a cable output on models rated up to 50 kV is possible on a custom basis. No HV output cable is provided on bushing and spinning output models.

A half voltage, full kVA secondary output is optional on many of the HPA AC Dielectric Test Sets. This allows for lower voltage but higher current testing when compared to the full voltage, full kVA output tap. Both output voltage taps will be active at the same time. The pictures below for examples of the various layout configurations.



### Cable Output

Standard on 10kV and below up to 20kVA. Optional half voltage, full kVA separate output tap available. No PD Spec.



### Bushing Output

Standard on 10kV to 150kV, Optional 10kV and below. Optional half voltage, full kVA separate output tap available. PD free at less than 10pc. Less than 5pc available upon request.



### Toroidal Output

200kV and above. Optional half voltage, full kVA separate output tap available on some models, consult factory. , No PD Spec.

## Matrix of Models/Specs

### AC Dielectric Models:

#### 5kVA

- Input: 230V, 50/60Hz, 1 Ph, 25A
- Duty: 5kVA 1 hr. On / 1 hr. Off, 4 kVA Continuous

Volt (kV)	Model	Current mA	Control Section				HV Section					
			W in/mm	D in/mm	H in/mm	WT LBS/KG	W in/mm	D in/mm	H in/mm	WT LBS/KG	Type	
10	HPA-105FC*	500	21/533	25/635	30.5/775	200/91	none - one piece design					NA
30	HPA-305FC*	167	•	•	•	75/34	13/330	13/330	21/533	95/43	steel	
50	HPA-505FC*	100	•	•	•	75/34	13/330	13/330	21/533	95/43	steel	
75	HPA-755FC*	67	•	•	•	75/34	13/356	13/356	21/635	95/43	steel	
100	HPA-1005FC*	50	•	•	•	145/66	145/66	18.5/470	34/864	300/136	steel	

- C1 Controls: 21" W x 16" D x 15" H. 533 mm W x 406 mm D x 381 mm H
- C2, 3, 4, or 5 Controls: 21" W x 25" D x 30.5" H. 533 mm W x 635 mm D x 775 mm H

#### 10kVA

- Input: 230V, 50/60Hz, 1 Ph, 50A
- Duty: 10kVA 1 hr On / 1hr Off, 8 kVA Continuous

Volt (kV)	Model	Current mA	Control Section				HV Section					
			W in/mm	D in/mm	H in/mm	WT LBS/KG	W in/mm	D in/mm	H in/mm	WT LBS/KG	Type	
10	HPA-1010FC*	1000	21/539	25.5/648	47.3/1200	390/177	none - one piece design					NA
30	HPA-3010FC*	333	21/533	25/635	30.5/775	200/91	13/330	13/330	25/635	215/97	steel	
50	HPA-5010FC*	200	21/533	25/635	30.5/775	200/91	13/330	13/330	25/635	215/97	steel	
75	HPA-7510FC*	133	21/533	25/635	30.5/775	200/91	17/432	17/432	32/813	275/125	steel	
100	HPA-10010FC*	100	21/533	25/635	30.5/775	200/91	18/457	18/457	37.5/953	325/147	steel	
150	HPA-15010FC*	67	21/533	25/635	30.5/775	200/91	22/559	33/838	48/1219	700/317	steel	

\*Insert a 1, 2, 3, 4, or 5 to the model number in place of the \* to specify which controller, described starting on page 4.

\*OPTION: On 5 kVA - 40 kVA models, a 50% voltage tap rated full kVA is optional, consult factory

## 20kVA

- Input: 230V, 50/60Hz, 1 Ph, 90A
- Duty: 20kVA 1 hr On / 1hr Off, 16 kVA Continuous

Volt (kV)	Model	Current mA	Control Section				HV Section				
			W in/mm	D in/mm	H in/mm	WT LBS/KG	W in/mm	D in/mm	H in/mm	WT LBS/KG	Type
10	HPA-1020FC*	2000	21/559	25.5/648	47.3/1200	530/241	none - one piece design				NA
30	HPA-3020FC*	667	21/559	25.5/648	47.3/1200	300/136	17/432	17/432	25/635	300/136	steel
50	HPA-5020FC*	400	21/559	25.5/648	47.3/1200	300/136	17/432	17/432	25/635	300/136	steel
75	HPA-7520FC*	267	21/559	25.5/648	47.3/1200	300/136	17/432	17/432	25/635	325/147	steel
100	HPA-10020FC*	200	21/559	25.5/648	47.3/1200	300/136	18.5/470	18.5/470	37.5/953	375/170	steel
150	HPA-15020FC*	133	21/559	25.5/648	47.3/1200	300/136	29/737	30/762	56/1422	1050/476	steel
200	HPA-20020FC*	100	21/559	25.5/648	47.3/1200	300/136	28/711	28/711	56.5/1435	1120/508	fiber-glass
300	HPA-30020FC*	67	21/559	25.5/648	47.3/1200	300/136	28/711	28/711	82/2083	1600/726	fiber-glass

## 40kVA

- Input: 230V, 50/60Hz, 1 Ph, 180A
- Duty: 40kVA 1 hr On / 1hr Off, 32 kVA Continuous

Volt (kV)	Model	Current mA	Control Section				HV Section				
			W in/mm	D in/mm	H in/mm	WT LBS/KG	W in/mm	D in/mm	H in/mm	WT LBS/KG	Type
10	HPA-1040FC*	4000	22/559	31/787	67/1702	500/227	28/711	21/533	32/813	850/385	steel
30	HPA-3040FC*	1333	22/559	31/787	67/1702	500/227	28/711	21/533	32/813	865/392	steel
50	HPA-5040FC*	800	22/559	31/787	67/1702	500/227	28/711	21/533	32/813	875/397	steel
75	HPA-7540FC*	533	22/559	31/787	67/1702	500/227	28/711	21/533	37/940	550/250	steel
100	HPA-10040FC*	400	22/559	31/787	67/1702	500/227	28/711	21/787	45/1143	1100/499	steel
150	HPA-15040FC*	267	22/559	31/787	67/1702	500/227	28/711	21/787	58/1473	1315/596	steel

\*Insert a 1, 2, 3, 4, or 5 to the model number in place of the \* to specify which controller, described starting on page 4.

\*OPTION: On 5 kVA - 40 kVA models, a 50% voltage tap rated full kVA is optional, consult factory

## Specialty Applications

### ASTM D149 Testing

HVI offers custom AC Dielectric test sets purpose built for the testing of solid dielectric insulations at power frequency per the ASTM D149 standard, up to 100kV AC. Equipped with an interlocked test chamber, test chamber viewing window, optional custom test fixtures or an optional oil bath. Offered with C3, C4, or C5 control packages based on your testing needs. HVI has what you need for testing insulation films, sheets, mylars or other solid dielectric insulations. Consult factory for more information on custom ASTM D149 testing systems.



HPA-1005C5D149

### AC Motor/Generator Testing

Motors and generators have some very specific high current test requirements, for this HVI offers the HPA-033MF which offers 0-3kV AC at 3kVA with up to 1 Amp of output current and the HPA-055MF which offers 0-5kV AC at 5kVA also with up to 1 Amp of available output current. Ready for field or factory use, these units are built into an upright cart for portability, terminated with a shielded output cable, the C1 control package, a burn circuit, and flashing warning light. For up to 12kV needs, HVI offers the **FPA-12/066F** which offers a dual output, 0-6kV AC at 6kVA with up to 1 amp and 0-12kV at 6kVA with up to 500mA of available output current. The FPA-12/066F is also built onto a cart, equipped with a C1 control package, a burn circuit, a guard circuit, and an safety light stack which make it ideal for field or factory testing as well.



HPA-055MF

Volt (kV)	Model	Current mA	W in/mm	D in/mm	H in/mm	WT LBS/KG
3	HPA-033MF	1000	14.5/370	21/535	48/1220	140/64
5	HPA-055MF	1000	14.5/370	21/535	48/1220	140/64
6/12	FPA-12/066F	1000/500	23/580	23.5/600	46/1170	215/98

## Optional Accessories



### DVR Series

The DVR-150 and DVR-300 are precision voltage dividers used to verify the voltage calibration of your HPA AC Dielectric Test Set.



### Grounding Sticks

Safely confirm the device under test has been discharge and is at at ground potential before handling after testing.



### Hand and Foot Safety Interlock Switches

Dead man style safety switches that connect to the external interlock provisions on the rear terminal block of the HPA AC Dielectric Test set The switch must be depressed before "HV On" and remain depressed during the duration of the testing. Releasing the switch has the same effect as hitting "HV Off", turning off the high voltage circuit. Supplied with 12 foot lead.





-  [hvinc.com](http://hvinc.com)
-  31 County Rt. 7A • Copake, NY 12516
-  phone: 518.329.3275
-  fax: 518.329.3271
-  email: [sales@hvinc.com](mailto:sales@hvinc.com)

© **COPYRIGHT 2018 - HIGH VOLTAGE, INC.** – Manufacturers of high voltage test equipment. Products include portable VLF AC .1Hz to .01Hz. Very Low Frequency, sinewave output hipots up to 200 kV; Tan delta and PD diagnostic measurement bridges for cable diagnostics, portable switchgear and bottle testers up to 100 kV AC ; Portable DC Hipots/Megohmmeters to 300 kV DC ; Oil Test sets at 60 kV or 100 kV; Aerial lift and bucket truck testers to 300 kV AC; High Power AC Dielectric test sets up to 300 kV AC @ 40 KVA; OHM Check concentric neutral tester; Controlled energy cable fault locators, Radar and Tracing devices; 150 kV and 300 kV HV voltage dividers.